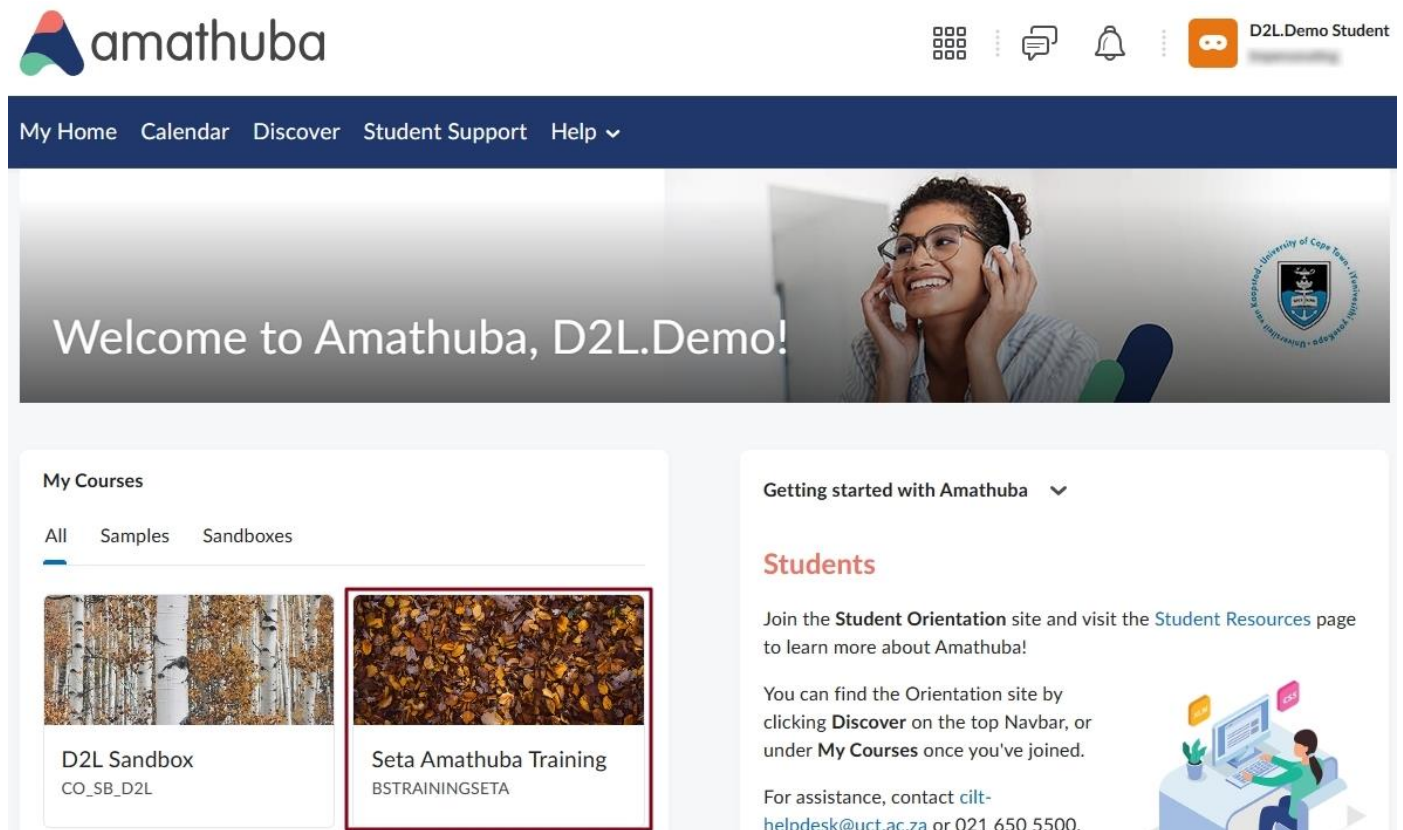


Submitting to your faculty Turnitin assignment in Amathuba

Step 1: Find and agree to the UCT Honour Pledge

When you access the assignment for the first time, you will be required to agree to the UCT Honour Pledge prior to being able to view the assignment. Click on the course in your **My Courses** widget on your Amathuba home page.

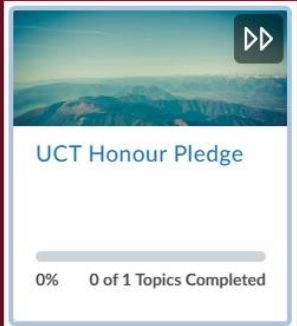


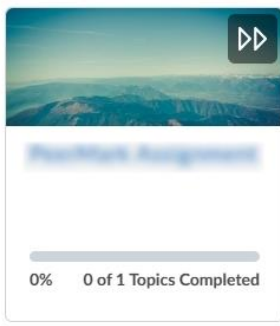
The screenshot shows the Amathuba home page. At the top left is the Amathuba logo. On the right, there are icons for a grid, chat, and a notification bell, followed by a user profile for 'D2L.Demo Student'. Below this is a dark blue navigation bar with links: 'My Home', 'Calendar', 'Discover', 'Student Support', and 'Help'. The main content area features a large banner with the text 'Welcome to Amathuba, D2L.Demo!' and a photo of a smiling woman wearing headphones. Below the banner, there are two main sections. On the left, the 'My Courses' section has tabs for 'All', 'Samples', and 'Sandboxes'. It displays two course cards: 'D2L Sandbox CO_SB_D2L' with a background of birch trees, and 'Seta Amathuba Training BSTRAININGSETA' with a background of autumn leaves. On the right, the 'Getting started with Amathuba' section has a dropdown arrow and a 'Students' heading. The text below reads: 'Join the **Student Orientation** site and visit the **Student Resources** page to learn more about Amathuba! You can find the Orientation site by clicking **Discover** on the top Navbar, or under **My Courses** once you've joined. For assistance, contact **cilt-helpdesk@uct.ac.za** or 021 650 5500.' An illustration of a person at a computer is shown to the right of this text.

In the course home page, click the **UCT Honour Pledge** in the **Course Content** widget.



Course Content





Announcements

There are no announcements to display.

Calendar

03 April 2024 Wednesday


Upcoming events

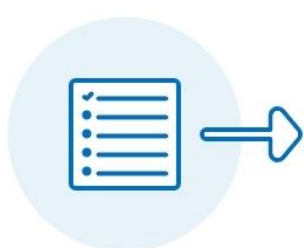
In the Content tool that opens, click the **UCT Honour Pledge_Quiz** topic in the table of contents, then click the **Open Checklist** button.

amathuba Seta Amathuba Training

Course Home Content Activities Course Info Grades Help

▼ UCT Honour Pledge

-  UCT Honour Pledge_Quiz
- ▶ Feedback Assignment
- ▶ ...
- ▶ ...



Open checklist in a new web browser tab.

Open Checklist

Accept the **UCT Honour Pledge** by checking the box to indicate that you understand and acknowledge the statements presented and agree to be bound by them, then click the **Save** button.

UCT Honour Pledge _Quiz

UCT Honour Pledge _Quiz

Description

Given the seriousness of infringing the academic integrity guidelines at UCT, we have included an Honour Pledge in our course. This pledge is your commitment that in all the assessments of this course, you will complete them with honour and respect for the UCT policies on academic integrity and are cooperating with the set standards of our university. Please agree to all the statements which follow, as a solemn promise of your commitment to honesty in all the assessments you will take throughout this course. Checking the box confirms that you accept the UCT Honour Pledge.

Accepting the UCT Honour Pledge

I understand and agree to the below:

Please note:

Given the seriousness of infringing the academic integrity guidelines at UCT, we have included an Honour Pledge in our course. This pledge is your commitment that in all the assessments of this course, you will complete them with honour and respect for the UCT policies on academic integrity and are cooperating with the set standards of our university.

Please agree to all the statements which follow, as a solemn promise of your commitment to honesty in all the assessments you will take throughout this course. Checking the box confirms that you accept the UCT Honour Pledge.

- I know that plagiarism is a serious form of academic misconduct.
- I have read the document about avoiding plagiarism, am familiar with its contents and have avoided all forms of plagiarism mentioned there.
- Where I have used the word of others, I have indicated this by the use of quotation marks.
- I have referenced all quotations and properly acknowledged ideas borrowed from others.
- I have not and shall not allow others to plagiarise my work.
- I declare that this is my own work.

Save

Cancel

After clicking the **Save** button, you are presented with confirmation (date and time) of having completed the checklist item. Click **Cancel** to return to the Checklist tool home page.

Accepting the UCT Honour Pledge

I understand and agree to the below:

Completed at 4:30 PM on 03 April 2024 Wednesday

Please note:

Given the seriousness of infringing the academic integrity guidelines at UCT, we have included an Honour Pledge in our course. This pledge is your commitment that in all the assessments of this course, you will complete them with honour and respect for the UCT policies on academic integrity and are cooperating with the set standards of our university.

Please agree to all the statements which follow, as a solemn promise of your commitment to honesty in all the assessments you will take throughout this course. Checking the box confirms that you accept the UCT Honour Pledge.

- I know that plagiarism is a serious form of academic misconduct.
- I have read the document about avoiding plagiarism, am familiar with its contents and have avoided all forms of plagiarism mentioned there.
- Where I have used the word of others, I have indicated this by the use of quotation marks.
- I have referenced all quotations and properly acknowledged ideas borrowed from others.
- I have not and shall not allow others to plagiarise my work.
- I declare that this is my own work.

Save

Cancel

Step 2: Find and submit to the assignment

Clicking the **Cancel** button returns you to the Checklists tool home page, where you may also see other checklists available to you. To navigate to the Assignments tool, click the **Activities** dropdown menu in the course navbar and select **Assignments**. **Note:** You can access the Assignments tool from any course page by clicking **Activities > Assignments** in the navbar.

Checklists

Assignments

Discussions

Quizzes

Course Evaluation

Checklists

Items Complete: 0 out of 3

[UCT Honour Pledge _Quiz](#)

Items Complete: 1 out of 1

Given the seriousness of infringing the academic integrity guidelines at UCT, we have included an Honour Pledge in our course. This pledge is your commitment that in all the assessments of this course, you will complete them with honour and respect for the UCT policies on academic integrity and are cooperating with the set standards of our university. Please agree to all the statements which follow, as a solemn promise of your commitment to honesty in all the assessments you will take throughout this course. Checking the box confirms that you accept the UCT Honour Pledge.

In the Assignments tool, click on the title of the assignment to which you are submitting.

Assignments

Help

View History

Assignment	Completion Status	Score	Evaluation Status
No Category			
Submissions for Tutorial review	Not Submitted	- / -	
Group Assignment 1	Not Submitted	- / -	
Feedback & Tutorial Due on 12 May 2022 2:30 PM Attached Files PM Assignment Assignments 12.05.22 01	1 Submission, 1 File	- / -	
Check your assignment for plagiarism Due on 30 May 2024 11:59 PM 3 April - 30 May	Not Submitted	- / -	

On the assignment submission page:

Assignments > Check your assignment for plagiarism

Check your assignment for plagiarism

▶ Show Assignment Information

Submit Assignment

Allowed File Extensions

htm, html, mht, mhtml, doc, docx, hwp, odt, rtf, pdf, wpd, txt, ps, pptx, ppt, ppsx, pps, xls, xlsx

Files *

(0) file(s) to submit

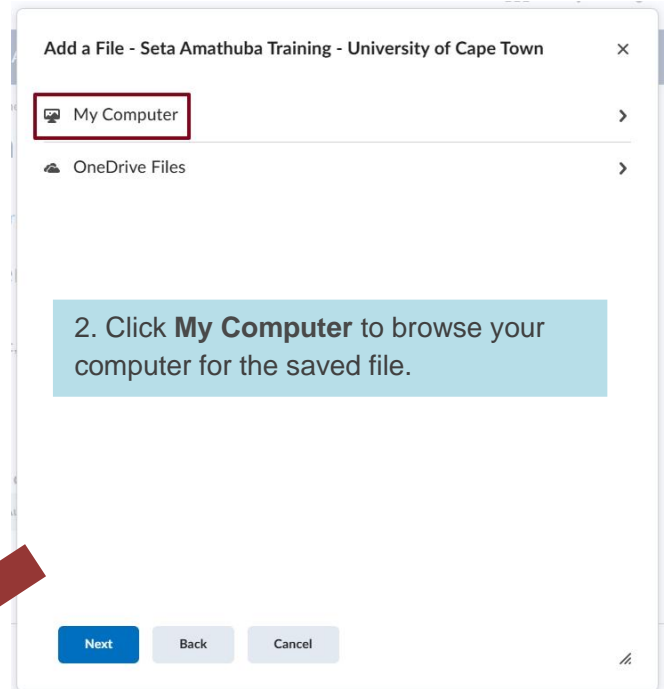
After uploading, you must click Submit to complete the submission.

Add a File

Record Audio

Record Video

1. Click the **Add a File** button.



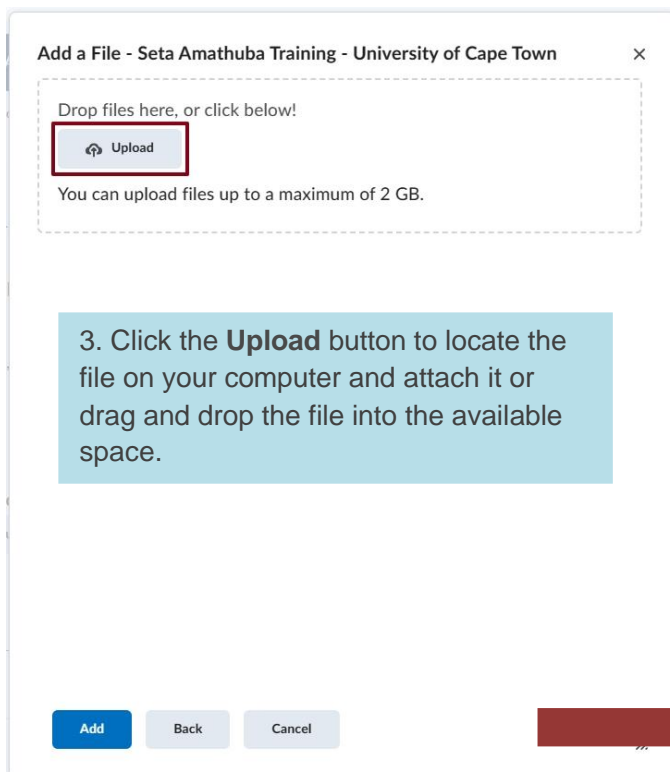
Add a File - Seta Amathuba Training - University of Cape Town

My Computer

OneDrive Files

2. Click **My Computer** to browse your computer for the saved file.

Next Back Cancel



Add a File - Seta Amathuba Training - University of Cape Town

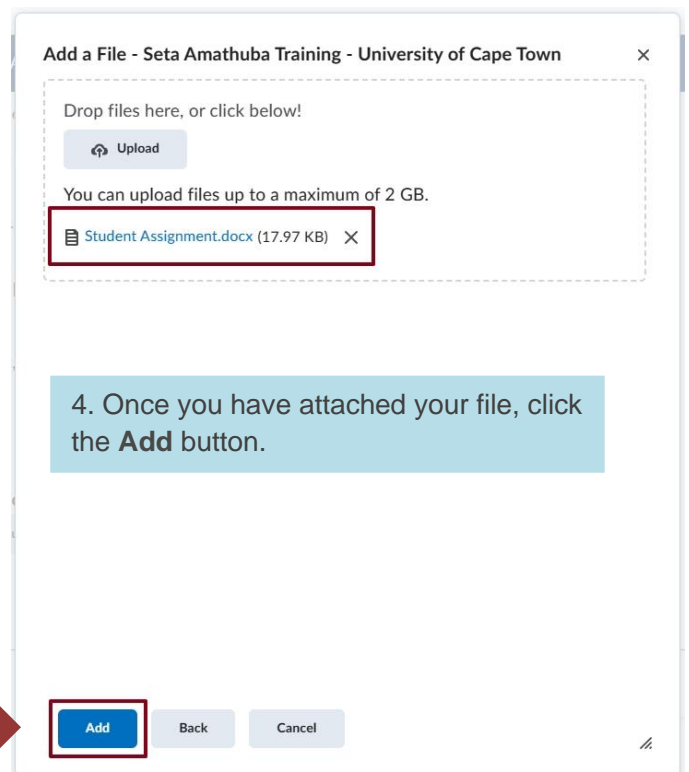
Drop files here, or click below!

Upload

You can upload files up to a maximum of 2 GB.

3. Click the **Upload** button to locate the file on your computer and attach it or drag and drop the file into the available space.

Add Back Cancel



Add a File - Seta Amathuba Training - University of Cape Town

Drop files here, or click below!

Upload

You can upload files up to a maximum of 2 GB.

Student Assignment.docx (17.97 KB)

4. Once you have attached your file, click the **Add** button.

Add Back Cancel

Clicking **Add** returns you to the assignment submission screen, where you should be able to see your attachment. Click the **Submit** button.

Submit Assignment

Allowed File Extensions


htm, html, mht, mhtml, doc, docx, hwp, odt, rtf, pdf, wpd, txt, ps, pptx, ppt, ppsx, pps, xls, xlsx

Files *

(1) file(s) to submit

After uploading, you must click Submit to complete the submission.








[Add a File](#) [Record Audio](#) [Record Video](#)

 [Student Assignment.docx](#) (17.97 KB) ✕

Source: My Computer

Comments

Paragraph ▼ **B** *I* U ↵ ☰ ☰ ▶ 🔗 ✉ Σ ☰ + ▼ Lato (Recom... ▼ 19px ... ▼ ⋮ 🗑

[Submit](#) [Cancel](#)

Review the assignment submission information on the next screen, then click **Done**.

Review Assignment Submission

File submission successful

Submission ID

324499

Submission(s)

 [Student Assignment.docx](#) (17.97 KB)

Comments

Assignment

Check your assignment for plagiarism 

Submission Date

03 April 2024 6:10 PM

Submitted By

D2L.Demo Student

[Done](#) [View History](#) [Upload More Files](#)

You should then be returned to the Assignments tool home page, where you can view your full list of assignments.

Facebook: /CILT.UCT **Web:** www.cilt.uct.ac.za **Service Portal:** uct.service-now.com **Email:** cilt-helpdesk@uct.ac.za **Phone:** 021 650 5500